



HOME LEARNING

Reception

WEEK 6

THEME: ANIMALS

Date: 2.07.2020

Twinkl code for resources is **CVDTWINKLHELPS**.

<https://www.twinkl.co.uk/offer>

MATHS

For a warm up today, have a go at the subtractions (take away) below. Choose some objects to help you.

$$4-1 =$$

$$5-2 =$$







$$7-4 =$$

$$8-5 =$$

$$10-7 =$$

This week we have been looking at money. Today, you will need a selection of coins. If you haven't got any to hand, use this link for some cut out coins. (Paper ones only, I'm afraid) [Cut out coins](#)

Below there is some fruit. Read the price tag and place the correct coin on the tag.



LITERACY

For Phonics today, I would like you to have a go at writing the phonemes and digraphs that you have been learning. **Parents, I have put the links below to help you give your child the sounds. Please don't show them. See if they can remember. If they can't remember then they could use the sound mat given in the learning pack to help prompt. If they were doing the initial digraphs then they can use the sheet below to help prompt.**

[Sound set 1](#)

[Sound set 2](#)

Over the last few weeks, we have looked at stories that have involved a mouse that has been brave. We have listened to **The Lion and The Mouse** and **The Lion inside**. I would like you to talk about these 2 stories with your adult. **Parents, I'd like them to talk about the mouse in each story and what they did. I'd like them to see how the stories are alike** (The mice were brave, the mice had to get the big creatures to be nice to them, they both had mice and lions in them, the mouse and the lion became friends in both stories.) **and how they are different.** (This could be the setting, one of the lions was afraid of the mouse.) **The children don't have to write anything.** Children, I have put the stories below for you to hear again, if you have forgotten them.

[The Lion and the Mouse story](#)

[The Lion inside](#)

Reading: Just a reminder to make sure you are reading regularly with an adult, if you register and log into Oxford Owl there are Ebooks that you can use on there. Here's the link: [Oxford Owl EBooks](#)

PHYSICAL ACTIVITY- Choose one

Parents, one of skills the children need to accomplish in Reception is to listen to a story without pictures or props. These clips below are PE lessons and the children have to listen to the instructions without any visual prompts. Children, you can choose one of these movement activities. There are no pictures. You have to listen very carefully to the instructions. You will probably need a partner too for some of it. See if you can do it with a brother, sister or adult. If no one can help, how about doing it with a toy. **Have Fun**

[The Hare and The Tortoise](#)

[The Wind and The Sun](#)

[The Lion and The Mouse](#)

THEMED LEARNING

The stories we have listened to have been about a character being brave. Watch this clip which helps explain what being brave is all about. Think about a time when you were brave. Draw a picture of you being brave and write a sentence to tell us about it.

[Feeling Brave](#)

INDEPENDENCE SKILL

This week I would like you to try and make your bed every morning. By making your bed every day you will have completed something productive before you even get dressed. You might need an adult to show you how to do it the first time, but making your bed means straightening out your duvet and making sure it's tidy and putting your pillows back in place and giving them a fluff. If you have any additional pillows or teddies that should be on your bed then make sure they are in place and looking tidy too!

br

bl

cr

cl

dr

fl

fr

gl

gr

pl

pr

sc

sk

sl

sm

sn

sp

st

sw

tr

tw